

Track System Specification

MT11S-42

— MicroTrack T1 series

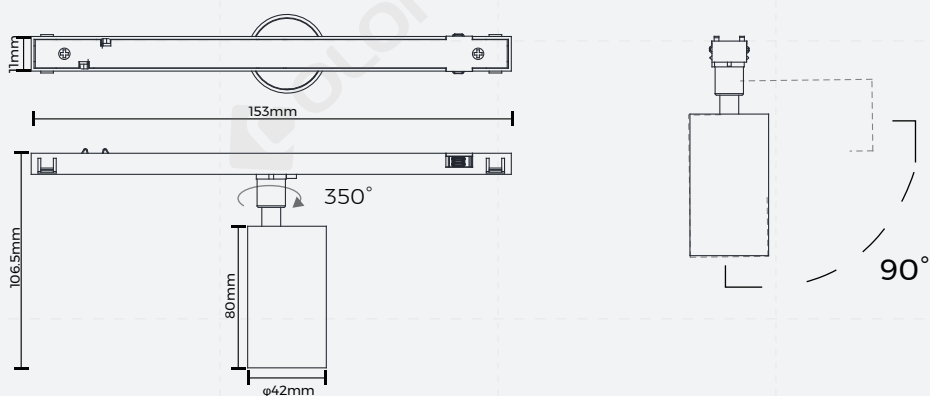


◎ Basic Parameters

- Material: AL6063, spraying surface
- Coating: Matte Black (RAL9005)/ Matte White (RAL9003)/ Matte Silver (RAL9006)/ Champagne Gold (RAL1035)
- Size: $\varnothing 42 \times 80 \text{mm}$
- IP grade: IP20
- CCT: 2700K, 3000K, 4000K optional
- CRI: 90
- SDCM: <3 Step
- Beam angle: $15^\circ, 24^\circ, 30^\circ, 50^\circ$
- Light efficiency: 75 LM/W, 73 LM/W, 75 LM/W, 75 LM/W
- Input voltage: DC24-48V
- Lighting direction: Downward
- Dimming method: Non-dimming, DALI-2, Tuya Bluetooth, CASAMBI
- Application: Indoor
- Certification: CE, UKCA, ROHS, Reach
- Warranty: 5 years



◎ Product mechanical data



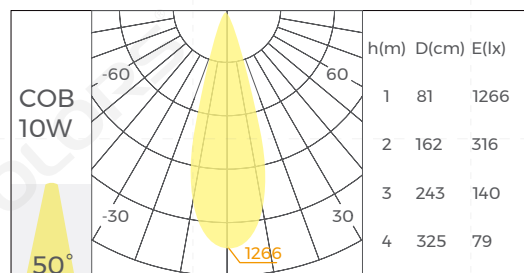
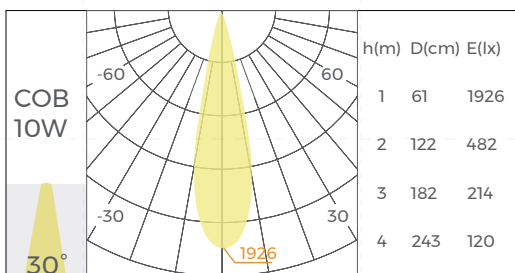
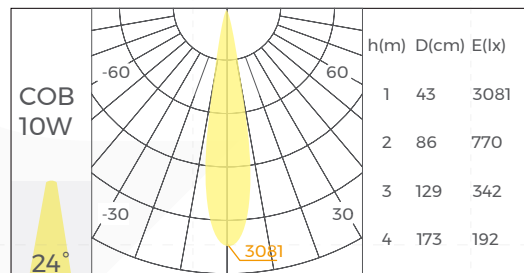
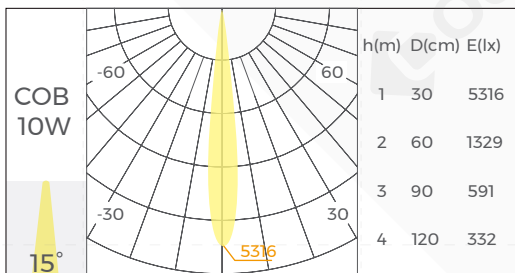
© Luminaire Parameters

| Version | Model | Size | Input Voltage (V) | Max. Current (A) | Type Power (W) | Max. Power (W) | CRI | Beam Angle | CCT | Lumen (LM) |
|---------|----------|----------|-------------------|------------------|----------------|----------------|-----|------------|-------|------------|
| Normal | MT11S-42 | φ42*80mm | 24-48VDC | 0.229 | 10.0 | 11 | >90 | 15° | 2700K | 720 |
| | | | | | | | | | 3000K | 750 |
| | | | | | | | | | 4000K | 800 |
| Normal | MT11S-42 | φ42*80mm | 24-48VDC | 0.229 | 10.0 | 11 | >90 | 24° | 2700K | 700 |
| | | | | | | | | | 3000K | 730 |
| | | | | | | | | | 4000K | 775 |
| Normal | MT11S-42 | φ42*80mm | 24-48VDC | 0.229 | 10.0 | 11 | >90 | 30° | 2700K | 720 |
| | | | | | | | | | 3000K | 750 |
| | | | | | | | | | 4000K | 800 |
| Normal | MT11S-42 | φ42*80mm | 24-48VDC | 0.229 | 10.0 | 11 | >90 | 50° | 2700K | 720 |
| | | | | | | | | | 3000K | 750 |
| | | | | | | | | | 4000K | 800 |

Note:

1. The output data is based on the testing result of Ra90,3000k luminaires;
2. The tolerance of output data can be vary up to 10%;
3. The output data is typical value.

© Optical Parameter



[Points to note]

⚡ 48V Power Supply



Total track Length $\leq 50M$

⚡ 48V Power Supply













Max. Load $\leq 480W$

Supplementary power supplies are needed beside the Spotlights module / Decorative module / Linear modular under below one conditions:

1. Load $> 480W$ on the track
2. Total track length $> 50M$

◎ Accessories Information

| Picture | Name | Model |
|---|--|---------------|
|  | Trimless recessed track (13mm gypsum board) | TLS-MT11-RX0 |
|  | Ceiling track | TLS-MT11-SX0 |
|  | Pendant track | TLS-MT11-HX0 |
|  | Pendant track | TLS-MT11-SRX0 |
|  | φ1000mm 90° Ceiling curve track | TLS-MS111090 |
|  | Rail energization box | TLS-MT1101 |
|  | Horizontal corner power-on connectors | TLS-MT1102 |
|  | Flexible energized connectors | TLS-MT1103 |
|  | Rail energized connectors | TLS-MT1104 |
|  | Pendant accessory | TLS-MT1105 |
|  | Rail connectors | TLS-MT1106 |
|  | End caps | TLS-MT11-R-EC |
|  | End caps | TLS-MT11-S-EC |
|  | End caps | TLS-MT11-H-EC |

| Picture | Name | Model |
|---|---|------------------|
|  | End caps | TLS-MT11-SR-EC |
|  | L-shaped (Inward) | MT11-L90N-MS11 |
|  | L-shaped (Downward) | MT11-L90-MS11 |
|  | L-shaped (Inward) | MT11-L90N-MR11 |
|  | L-shaped (Downward) | MT11-L90-MR11 |
|  | L-shaped (Inward) | MT11-L90N-MH11 |
|  | L-shaped (Downward) | MT11-L90-MH11 |
|  | L-shaped (Downward) | MT11-L90-MSR11 |
|  | 48V Constant Voltage Power supply(external) | BN-V48-XXXP |
|  | 48V Constant Voltage Power supply(build-in) | LV100W48CG MICRO |














Note:

- 1,Please refer to the accessory list table for detailed parameters.
- 2,Different tracks need to be used with corresponding accessories

◎Packing

| Model | Size (mm/box) | Quantity /box | Quantity /carton | NW (kg/box) | NW (kg/carton) | GW (kg) | Size (mm/carton) |
|-----------------|-----------------------------------|---------------|------------------|-------------|----------------|---------|---------------------------------------|
| TLS-MT11S42-XXX | 200*100*50 [7.87"*3.94"*1.97"] | 1 | 60 | 0.29 | 17.22 | 18.24 | 520*415*325 [20.47"*16.34"*12.80"] |

◎Model Code

| | | | | | | | | | | | | | | | |
|---|---|---|---|---|---|---|---|---|---|--|---|---|--|---|---|
| TLS | - | M | T | 11 | S | 42 | - | 10 | 90 | 40 | 30 | - | N | B | B |
|  | |  |  |  |  |  | |  |  |  |  | |  |  |  |
| System TLS: Track Light System | | Series M: Magnetic Module | Installation T: Track | Track Size 11: 11mm | Type S: Spotlight | Size 42: φ42mm | | Type Power 10: 10W | CRI 90: Ra>90 | CCT 27: 2700K 30: 3000K 40: 4000K | Beam angle 15: 15° 24: 24° 30: 30° 50: 50° | | Dimming Method N: Non-Dimming D: 1-10V Dimming A: DALI Dimming X: No Power | Color B: Black | Inner Ring Color B: Black |

◎Attentions

- 1、 Non-professionals are prohibited from installing, disassembling and repairing the product.
- 2、 Avoid scratching, distortion and irregular bending of the product during installation; otherwise it may cause irreparable damage to the product.
- 3、 Please use professional cutting tools when cutting
- 4、 Do not use any acid or alkaline adhesive to fix products
- 5、 The product is only suitable for indoor dry places, can not be used in outdoor, seaside or wet environment.
- 6、 PC features: Each 10°C rise or drop will make diffuser extend or shrink 0.8mm/m, please confirm before processing and use